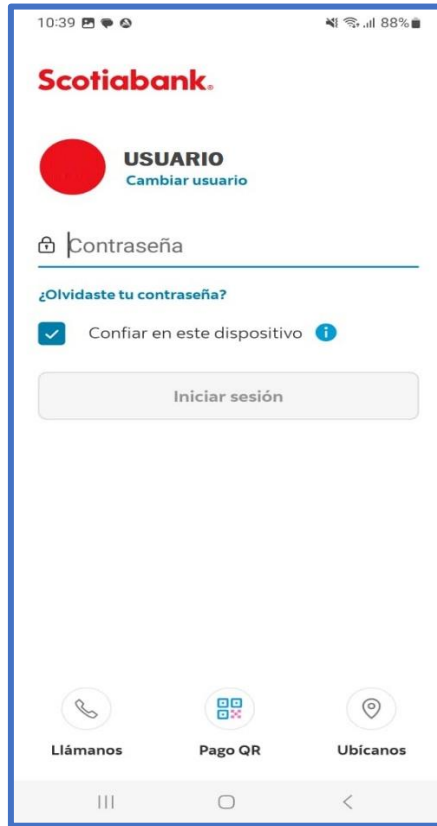
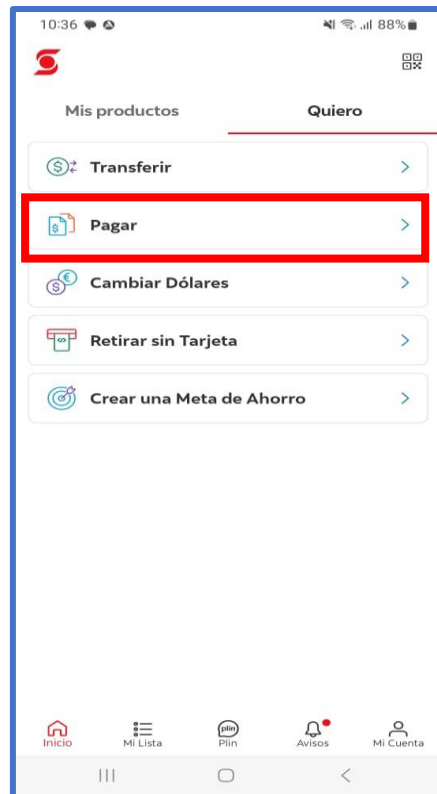


## REALICE EL PAGO DESDE SU APP DE BANCO SCOTIABANK

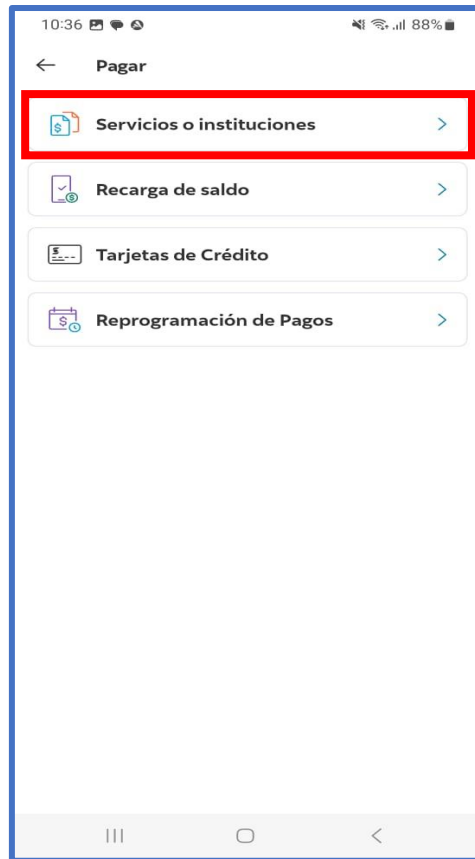
1. Ingrese a su aplicativo con sus credenciales correspondientes de su banco.



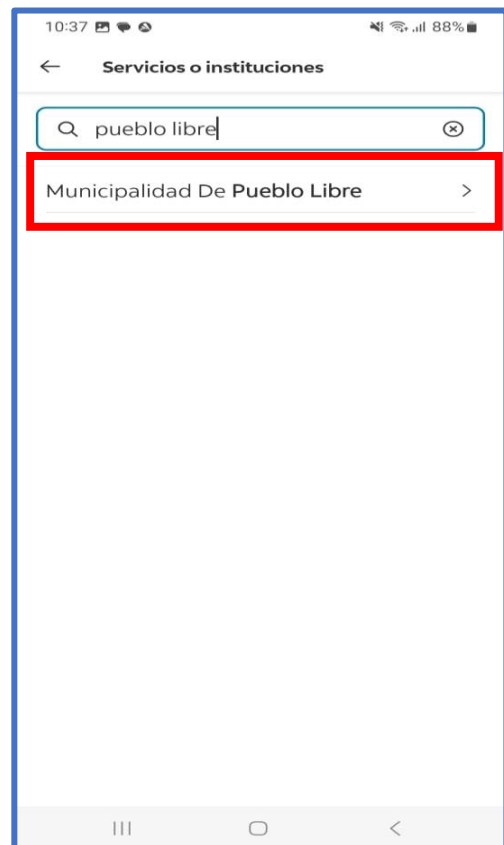
2. Seleccione "Pagar" del menú de opciones.



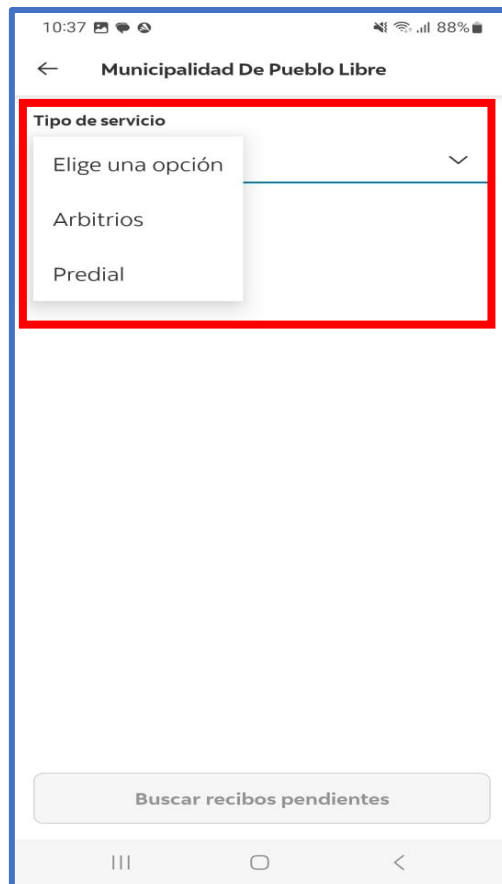
3. Seleccione “Servicios o instituciones”.



4. Ingrese “Municipalidad de Pueblo Libre” en el buscador y seleccione.



5. Seleccione el tipo de servicio que va a pagar: Arbitrios, Predial.



10:37 88%

Municipalidad De Pueblo Libre

Tipo de servicio

Elige una opción

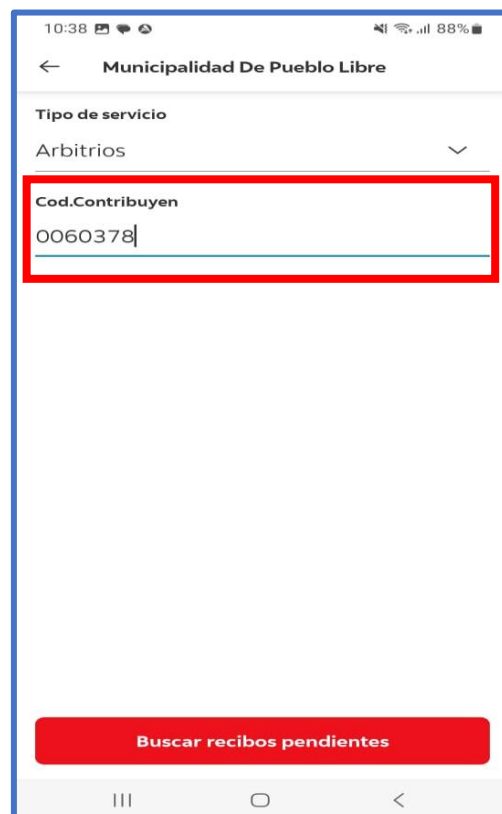
Arbitrios

Predial

Buscar recibos pendientes

This screenshot shows a mobile application interface for the 'Municipalidad De Pueblo Libre'. At the top, the time is 10:37 and the battery level is 88%. Below the title bar, there is a dropdown menu labeled 'Tipo de servicio'. The dropdown is open, showing three options: 'Elige una opción' (the selected option), 'Arbitrios', and 'Predial'. A red rectangular box highlights the dropdown menu area. At the bottom of the screen, there is a button labeled 'Buscar recibos pendientes'.

6. Ingrese su código de contribuyente.



10:38 88%

Municipalidad De Pueblo Libre

Tipo de servicio

Arbitrios

Cod. Contribuyen

0060378

Buscar recibos pendientes

This screenshot shows the same mobile application interface. The time is now 10:38 and the battery level is 88%. The 'Tipo de servicio' dropdown is now closed and shows 'Arbitrios' as the selected option. Below it, there is a text input field labeled 'Cod. Contribuyen' with the value '0060378' entered. A red rectangular box highlights this input field. At the bottom of the screen, the 'Buscar recibos pendientes' button is now highlighted in red.

7. Seleccione el monto a pagar y finalice el pago.

